



VALI 2++

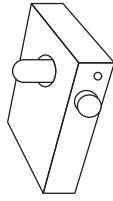
TUBE HYBRID HEADPHONE AMP AND PREAMP

IN NORSE MYTHOLOGY, VALI IS THE SON OF ODIN.
OR AT LEAST ONE OF THEM. ODIN GOT AROUND.
VALI 2++ MAY NOT BE THE BIGGEST AND BADDEST AMP,
BUT IT'S DEFINITELY SERIOUS.
IF YOU WANT GREAT TUBE SOUND WITHOUT SPENDING A MINT,
YOU'VE COME TO THE RIGHT PLACE.

OWNER'S MANUAL

TUBE INFO

Before using the amp, insert the tube. Push firmly down to ensure it is well-seated.



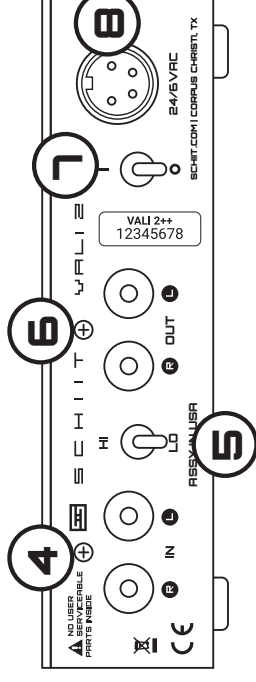
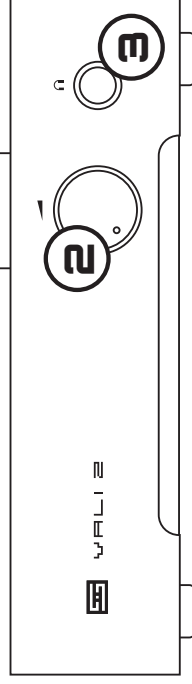
Vali 2++ uses any 6N3P, 2C51, 5670, or 396A tube types. To swap tubes:

1. **Turn off the amplifier.** Wait for the tube to cool—tubes run pretty warm!
 2. **Carefully extract the tube** by gently rocking it back and forth and pulling upwards.
 3. **Carefully insert the replacement tube.** Align the pins to the socket and press down firmly.
 4. **Turn the amplifier back on.** After the relay engages, you should hear music.
- Follow this same procedure when replacing tubes that are worn out from use. Tubes last about 5,000 hours typically.

CONTROLS & CONNECTIONS

- 1 **This is the tube.** The amp does not work without a tube.
- 2 **Volume control.** It controls both the headphone and preamp volume at the same time. When headphones are plugged in to the Vali2++, the preamp outputs are muted—as in, they are silent.
- 3 **Headphone jack.** Plug your headphones in here. Feel free to use adapters for 2 headphones, or 1/8" to 1/4" adapters.

One caveat: many 1/8" to 1/4" adapters either do not work with TRRS headphones (usually headphones and earbuds with microphones or other controls), so if you get distorted output with an adapter, your adapter is probably the problem.



4 Input jacks. Connect your source to these jacks with high-quality RCA cables. Alternately, you can use crappy cables if you really want to.

5 Gain switch. Select HI or LO gain, depending on what sounds best to you. If you hear hiss or don't have enough volume control range, use LO gain.

6 Preamp output jacks. Optionally, connect the preamp outputs to powered monitors or an external power amp. Note that preamp outputs are muted when headphones are plugged in.

7 Power switch. Up is on. The protection system will mute the output for 15-20 seconds after turn-on, then it will engage with a click.

8 Power input. Connect the supplied wall-wart using its attached cable. Do not attempt to use any other wall-wart....even if you can find one that will fit.

WHAT'S IN THE BOX

- (1) Vali 2++

(1) Very Special Wall-Wart

(1) NOS 6N3P tube

(4) Stick-on feet
- (2) Aluminum parts (knob and top)

(0) Beautiful wives


(0) Handsome husbands

(0) Wonderful pets
- (0) Cockroaches

(118) Total components

(1.8E27) Atoms

(0) Explosives



This product is in compliance with standards and regulations of the European Community.

2-YEAR LIMITED WARRANTY

Schiit Audio warrants to the original purchaser that this product shall be free from defects in material and workmanship for two (2) years from the date of purchase. If a defect covered by this warranty occurs during this period, Schiit Audio will repair the defective product, free of charge. Date of purchase will be based on customer receipts, otherwise date of manufacturing will be used.

If you believe you need warranty service, contact us first. Schiit Audio products sent back to us without a Return Authorization (RA) will be returned to the sender without repair. To contact us and obtain an RA, email info@schitt.com.

Warranty Limitations. This warranty shall not apply if a product: (a) is modified or tampered with; (b) is damaged by negligence, accident, unreasonable use, or other causes unrelated to defective materials or workmanship, or (c) has had the serial number altered or removed.

Any implied warranties, including warranties of merchantability and fitness for a particular purpose, are hereby limited in duration to the warranty period of 2 years. In no event shall Schiit Audio be liable for consequential or incidental damages resulting from the breach of any implied or expressed warranties. Some states do not allow these limitations, so they may not apply to you. You may also have other rights which vary from state to state or province to province.



SCHITT.COM
INFO@SCHITT.COM

S C H I I T